




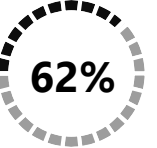
		<b>MBEYA ADVENTIST</b>			
REGION: MBEYA		SCHOOL AVERAGE: 186.8		BAND 3	
DISTRICT: MBEYA				CATEGORY ABOVE 40	
SUBJECT PERFORMANCE ANALYSIS					
SUBJECT NAME		AVG	%	RNK	
SCIENCE		41.9	84%	1	
ENGLISH		40.4	81%	2	
KISWAHILI		40.2	80%	3	
MATHEMATICS		33.0	66%	4	
SOCIAL STUDIES		31.2	62%	5	
BOYS/GIRLS PASS RATE		STD	AVG	%	
BOYS		33	0.50	50%	
GIRLS		35	0.50	50%	

 <p>81%</p> <p>ENGLISH</p>	 <p>80%</p> <p>KISWAHILI</p>	 <p>66%</p> <p>MATHEMATICS</p>
 <p>84%</p> <p>SCIENCE</p>	 <p>62%</p> <p>SOCIAL STUDIES</p>	



  

GRADE ANALYSIS SUMMARY					
SUBJECT NAME/GRADE	A	B	C	D	E
MATHEMATICS	14	31	17	6	0
KISWAHILI	33	34	1	0	0
ENGLISH	36	30	2	0	0
SCIENCE	47	20	1	0	0
SOCIAL STUDIES	5	31	31	1	0

OVERALL GRADE ANALYSIS		
	NO.	SEATED
A	17	68
B	44	
C	7	
D	0	0
E	0	

BOYS VS GIRLS PASSRATE (%)		
 <p>50%</p> <p>BOYS</p>	 <p>50%</p> <p>GIRLS</p>	

OVERALL PERFORMANCE ANALYSIS		
REGISTERED	68	100%
SEATED	68	100%
ABSENTEES	0	0%
PASSED	68	100%
FAILED	0	0%
SCHOOL POSITION	27	
TOTAL SCHOOLS	52	

INDEX	NAME	SEX	MATHEMATICS		KISWAHILI		ENGLISH		SCIENCE		SOCIAL STUDIES		TOTAL	AVERAGE	OVR GRADE	SCH POSITION	OVERALL POSITION
1	BRIAN LOTHY MWANG'ONDA	M	46	A	44	A	44	A	47	A	43	A	224	45	A	1	671
2	JOSEPH JACKSON BITURO	M	47	A	44	A	44	A	49	A	38	B	222	44	A	2	812
3	GODWELL ENOCK SAMU	M	43	A	47	A	43	A	45	A	43	A	221	44	A	3	883.5
4	JUNIOR CHRISTOPHER MWAKAJINGA	M	46	A	44	A	42	A	47	A	40	B	219	44	A	4	1020
5	DIANA MATHIAS LUKOMBE	F	41	A	45	A	41	A	48	A	40	B	215	43	A	5	1289
6	CHRISTIAN OSWARD OSWARD	M	40	B	41	A	45	A	46	A	41	A	213	43	A	6	1426.5
7	ANGEL WILLAVIUS SOLOMON	F	42	A	45	A	44	A	45	A	35	B	211	42	A	7	1562
8	HAMAD JUMA KUSSA	M	44	A	42	A	43	A	44	A	37	B	210	42	A	8.5	1639.5
9	CAREEN SAMBWE SIJABAJE	F	43	A	42	A	43	A	46	A	36	B	210	42	A	8.5	1639.5
10	AZORI AVITHO KABOGO	M	35	B	40	B	44	A	46	A	44	A	209	42	A	11	1707.5
11	COLLINS GEOFFREY GWIVAHA	M	38	B	42	A	44	A	44	A	41	A	209	42	A	11	1707.5
12	DATRIVA SIMON GREGORY	F	40	B	45	A	40	B	46	A	38	B	209	42	A	11	1707.5
13	DARISO DAUDI KAMBONA	F	44	A	45	A	41	A	43	A	34	B	207	41	A	13.5	1843.5
14	DORIS RONALDO MWAKALINGA	F	42	A	43	A	41	A	42	A	39	B	207	41	A	13.5	1843.5
15	SWEDDY SAMWEL NSAGAJE	M	38	B	45	A	44	A	47	A	32	B	206	41	A	15	1909.5
16	ANNA AMBINGA SWAI	F	43	A	39	B	44	A	46	A	32	B	204	41	A	16	2037
17	BENNO JOSEPH KESSY	M	45	A	42	A	45	A	47	A	24	C	203	41	A	17	2104.5
18	GEOFFREY FOCUS MENRUFU	M	38	B	39	B	42	A	44	A	39	B	202	40	B	18	2176.5
19	FRANK STEVEN SANGA	M	33	B	43	A	43	A	41	A	39	B	199	40	B	19.5	2373
20	ISAAC SEDEKIA BIZINDUKA	M	34	B	42	A	43	A	45	A	35	B	199	40	B	19.5	2373
21	AZIZ MASOUD MAHENGE	M	36	B	39	B	43	A	43	A	36	B	197	39	B	23	2496.5
22	THOMSON ALFRED TIKEI	M	39	B	43	A	39	B	45	A	31	B	197	39	B	23	2496.5
23	AGNESS SHADRACK NJUGUNYA	F	37	B	40	B	44	A	45	A	31	B	197	39	B	23	2496.5
24	BEATRICE FESTO MWAKABUJE	F	38	B	44	A	39	B	45	A	31	B	197	39	B	23	2496.5
25	PELESI RICHARD KALONGE	F	42	A	40	B	38	B	46	A	31	B	197	39	B	23	2496.5

INDEX	NAME	SEX	MATHEMATICS		KISWAHILI		ENGLISH		SCIENCE		SOCIAL STUDIES		TOTAL	AVERAGE	OVR GRADE	SCH POSITION	OVERALL POSITION
26	ABIGAIL YUSUPH KAPINDO	F	36	B	40	B	44	A	42	A	34	B	196	39	B	26.5	2555
27	HERIETH NEHEMIA MWAMBALANGA	F	34	B	43	A	39	B	47	A	33	B	196	39	B	26.5	2555
28	DANIEL THOBIAS MSIGWA	M	37	B	45	A	40	B	42	A	31	B	195	39	B	28	2614.5
29	REVOCATUS SOLANUS MLIGO	M	32	B	44	A	40	B	44	A	34	B	194	39	B	29	2672
30	HENRY ZACHARIA NYILIWA	M	29	C	44	A	40	B	45	A	35	B	193	39	B	30.5	2725
31	ROBERT JAMES MAYONGELA	M	31	B	40	B	43	A	45	A	34	B	193	39	B	30.5	2725
32	ABDULRAHMAN YAZIDU SUDI	M	33	B	37	B	43	A	45	A	33	B	191	38	B	33.5	2834
33	ADESTA LINUS MWANITU	F	32	B	41	A	44	A	45	A	29	C	191	38	B	33.5	2834
34	FARAJA ALOYCE MWANDANDILA	F	33	B	44	A	41	A	45	A	28	C	191	38	B	33.5	2834
35	GLADNESS SIMON BUKUKU	F	39	B	41	A	39	B	43	A	29	C	191	38	B	33.5	2834
36	GLORIA GERION BONGOLE	F	41	A	40	B	40	B	39	B	30	C	190	38	B	36	2884
37	AGATHA STEVEN NYENZA	F	36	B	42	A	37	B	44	A	30	C	189	38	B	37	2931.5
38	JIMSON GEAZI SANGA	M	38	B	39	B	44	A	45	A	21	C	187	37	B	38.5	3046
39	ELLEN SEIVERIAN GEORCK	F	30	C	46	A	41	A	38	B	32	B	187	37	B	38.5	3046
40	ANNA MOSSES LYIMO	F	36	B	41	A	42	A	38	B	28	C	185	37	B	40.5	3166
41	FARIDA MAIKO NANDI	F	33	B	40	B	41	A	43	A	28	C	185	37	B	40.5	3166
42	EUGEN MAKEBU MACHUNDE	M	25	C	40	B	42	A	44	A	33	B	184	37	B	42	3221
43	MESHACK JOSHUA MANGULA	M	29	C	38	B	40	B	45	A	31	B	183	37	B	43	3271
44	ALEX COSTER KASEBWA	M	32	B	35	B	39	B	47	A	29	C	182	36	B	44	3323
45	CYNKY CHARLES LUHWAVI	F	33	B	43	A	39	B	36	B	28	C	179	36	B	45	3471.5
46	EVENT BARAKA EZEKIEL	M	26	C	38	B	43	A	43	A	27	C	177	35	B	47.5	3558
47	ISAKA EDSON MWANDETE	M	33	B	41	A	44	A	38	B	21	C	177	35	B	47.5	3558
48	NERICK AZATONI MWASANKEMWA	M	26	C	36	B	40	B	44	A	31	B	177	35	B	47.5	3558
49	IRENE OSCAR SAPACHAMA	F	38	B	41	A	37	B	37	B	24	C	177	35	B	47.5	3558
50	NAYOSI ZELA ANDREA	M	30	C	35	B	43	A	39	B	28	C	175	35	B	50.5	3651.5

INDEX	NAME	SEX	MATHEMATICS		KISWAHILI		ENGLISH		SCIENCE		SOCIAL STUDIES		TOTAL	AVERAGE	OVR GRADE	SCH POSITION	OVERALL POSITION
51	RICHARD EMMANUEL ALIZETI	M	30	C	34	B	42	A	39	B	30	C	175	35	B	50.5	3651.5
52	JOSHUA BERNARD MWANJOTILE	M	28	C	38	B	38	B	42	A	27	C	173	35	B	52	3744
53	JOHN WILLSON MWAKYUSA	M	31	B	36	B	40	B	35	B	29	C	171	34	B	53	3832
54	FLORENCIA JOHN RUPIA	F	22	C	37	B	41	A	40	B	29	C	169	34	B	54.5	3914.5
55	LULU NOBERT NGUGE	F	25	C	38	B	38	B	38	B	30	C	169	34	B	54.5	3914.5
56	JOEL JACOB OMOLLO	M	21	C	42	A	39	B	40	B	23	C	165	33	B	56.5	4069.5
57	REBECCA LUSUBILO MWAZEMBE	F	19	D	37	B	37	B	43	A	29	C	165	33	B	56.5	4069.5
58	NAOMI SHAZBEN MAYEMBA	F	20	D	36	B	36	B	41	A	31	B	164	33	B	58	4104.5
59	FRANCIS ERNEST SHEMBILU	M	30	C	39	B	40	B	32	B	22	C	163	33	B	59.5	4145
60	SAITA FRANK MWAKISYALA	F	32	B	34	B	36	B	32	B	29	C	163	33	B	59.5	4145
61	ISABELLA GEORGE KEMBO	F	21	C	33	B	36	B	42	A	27	C	159	32	B	61	4295.5
62	UPENDO ANDREW MALEMA	F	19	D	38	B	38	B	34	B	23	C	152	30	C	62	4536
63	LEIZER GEOFREY BAKINA	F	20	D	33	B	38	B	34	B	26	C	151	30	C	63	4569
64	MARTHA SHAH MAIDA	F	22	C	40	B	36	B	29	C	23	C	150	30	C	64	4600.5
65	UPENDO MGAYA MSHANGA	F	22	C	35	B	36	B	33	B	22	C	148	30	C	65	4663
66	FAITH SAID MSUYA	F	14	D	38	B	35	B	34	B	26	C	147	29	C	66	4694.5
67	NAOMI VICTOR KALINGA	F	24	C	36	B	29	C	36	B	20	D	145	29	C	67	4746
68	ELIZABETH SEBASTIAN KIYOYO	F	11	D	28	C	25	C	33	B	27	C	124	25	C	68	5148.5